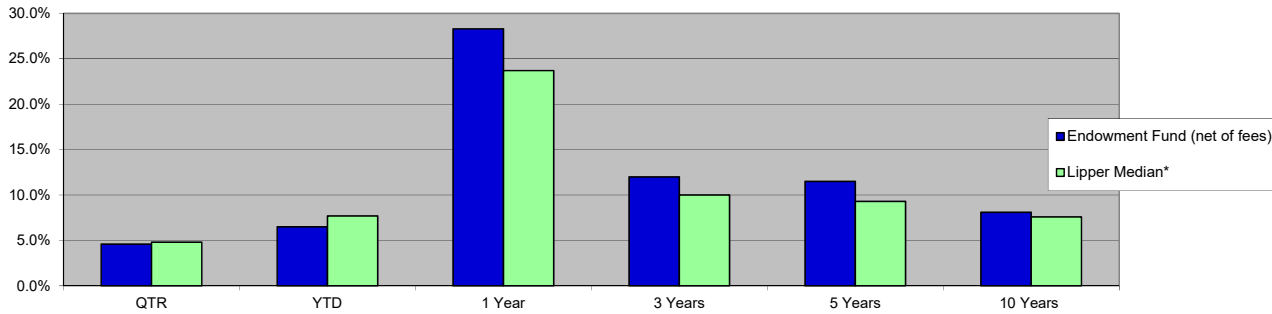




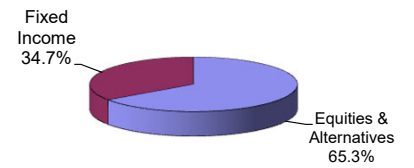
ENDOWMENT INVESTMENT FUND

As of June 30, 2021

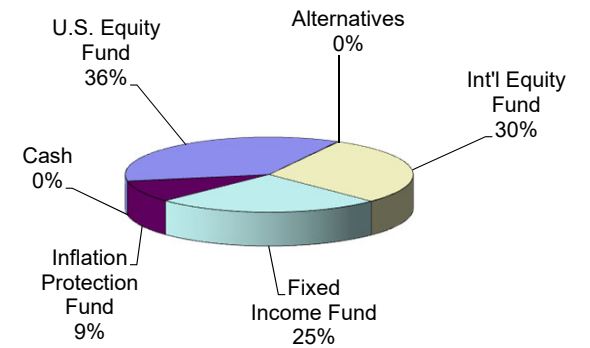
Portfolio Performance (%)



Broad Asset Allocations



Detail Asset Allocations



Investment Returns (%)	QTR	YTD	1 Year	3 Years	5 Years	10 Years
Endowment Fund (net of fees)	4.6%	6.5%	28.3%	12.0%	11.5%	8.1%
Lipper Median*	4.8%	7.7%	23.7%	10.0%	9.3%	7.6%

* - Median returns from the Lipper mutual fund universe for balanced funds in the asset class category. As of 7/12/21, the universe consisted of 4,391 peers. Source: Wilshire Associates, Lipper, and Wespath

** - Wespath Multiple Asset Fund hired 6/4/2010; therefore, 10 Year Pro-Forma Performance is based on the Multiple Asset Fund's actual performance less OUMF admin fees

Allocations By Manager	Investment Style	FMV \$	Actual %
Wespath Multiple Asset Fund	65% Equities / 35% Fixed Income	201,120,982	99.7%
Newlin Energy Partners II	Energy/Nat Resources	141,180	0.1%
Short Term Fund	Cash	423,540	0.2%
Total		201,685,702	100.0%