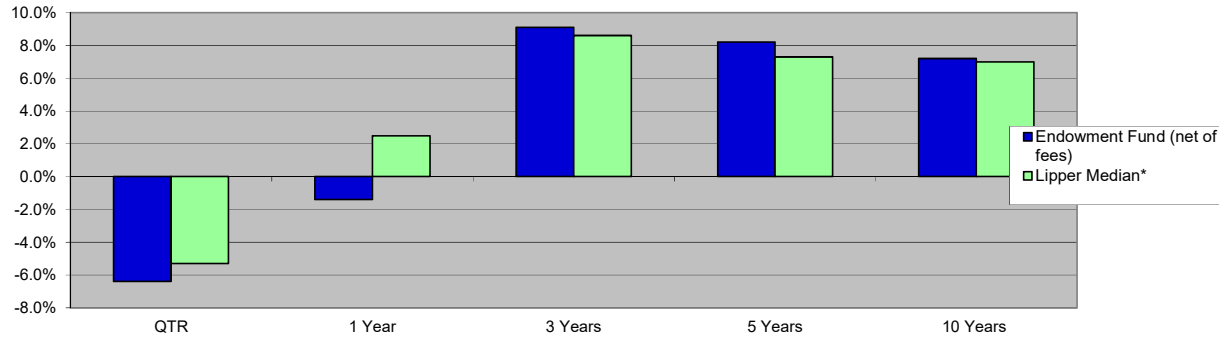




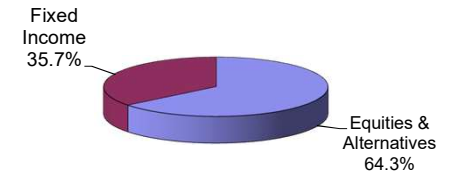
ENDOWMENT INVESTMENT FUND

As of March 31, 2022

Portfolio Performance (%)



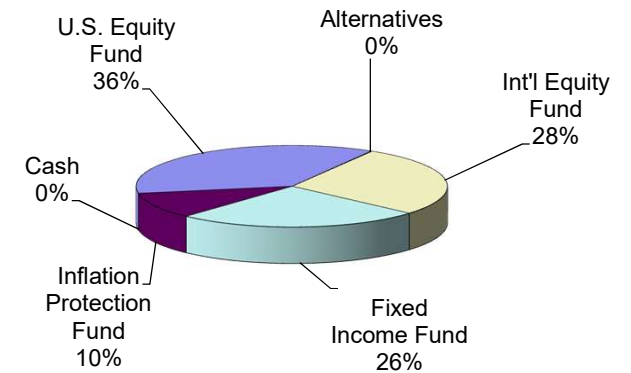
Broad Asset Allocations



Investment Returns (%)	QTR	1 Year	3 Years	5 Years	10 Years
Endowment Fund (net of fees)	-6.4%	-1.4%	9.1%	8.2%	7.2%
Lipper Median*	-5.3%	2.5%	8.6%	7.3%	7.0%

*- Median returns from the Lipper mutual fund universe for balanced funds in the asset class category. As of 3/31/22, the universe consisted of 4,381 peers. Source: Wilshire Associates, Lipper, and Wespath

Detail Asset Allocations



Allocations By Manager	Investment Style	FMV \$	Actual %
Wespath Multiple Asset Fund	65% Equities / 35% Fixed Income	187,710,715	99.8%
Newlin Energy Partners II	Energy/Nat Resources	188,106	0.1%
Short Term Fund	Cash	206,916	0.1%
Total		188,105,737	100.0%