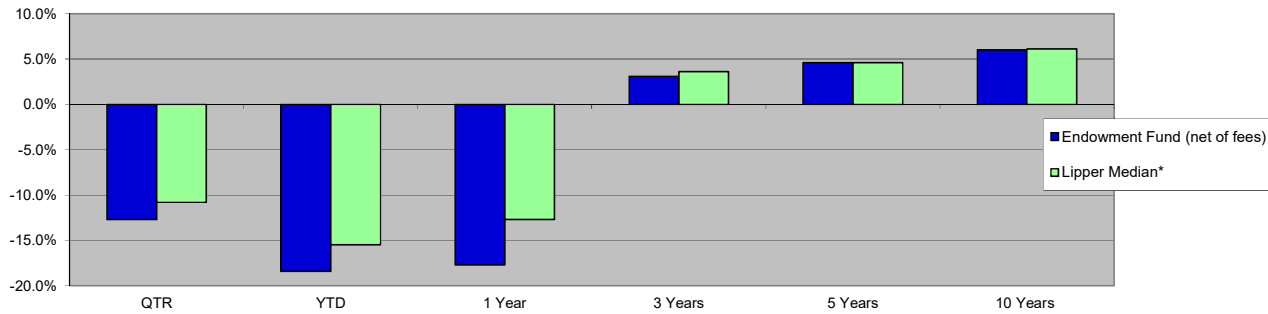




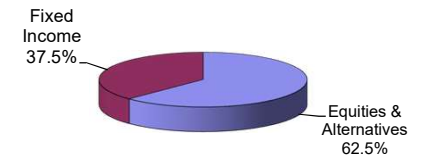
# ENDOWMENT INVESTMENT FUND

As of June 30, 2022

Portfolio Performance (%)



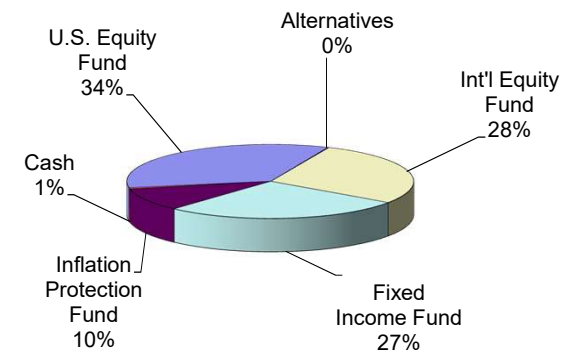
Broad Asset Allocations



Investment Returns (%)	QTR	YTD	1 Year	3 Years	5 Years	10 Years
Endowment Fund (net of fees)	-12.7%	-18.4%	-17.7%	3.1%	4.6%	6.0%
Lipper Median*	-10.8%	-15.5%	-12.7%	3.6%	4.6%	6.1%

\*- Median returns from the Lipper mutual fund universe for balanced funds in the asset class category. As of 6/30/22, the universe consisted of 4,356 peers. Source: Wilshire Associates, Lipper, and Wespath

Detail Asset Allocations



Allocations By Manager	Investment Style	FMV \$	Actual %
Wespath Multiple Asset Fund	65% Equities / 35% Fixed Income	162,243,193	99.4%
Newlin Energy Partners II	Energy/Nat Resources	97,914	0.1%
Short Term Fund	Cash	848,586	0.5%
<b>Total</b>		<b>163,189,693</b>	<b>100.0%</b>