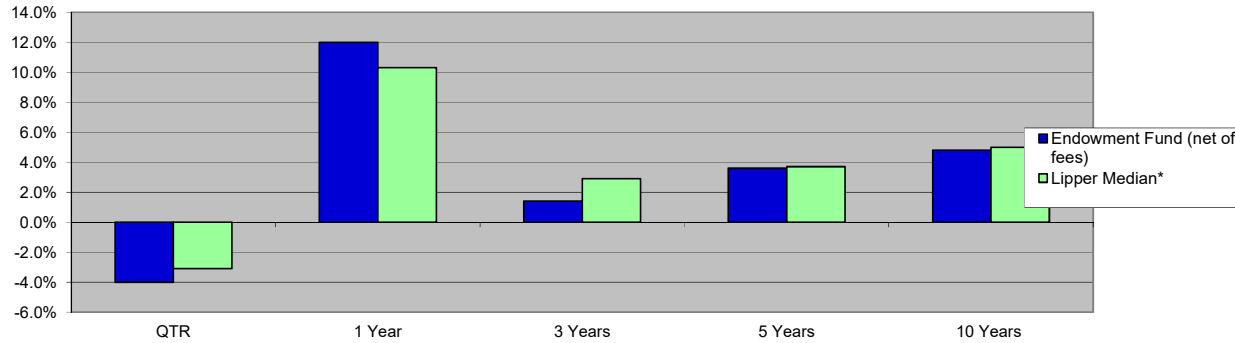




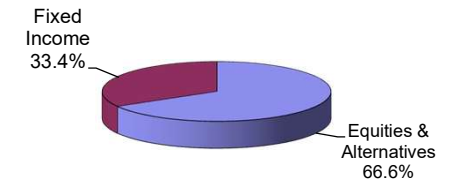
# ENDOWMENT INVESTMENT FUND

As of September 30, 2023

**Portfolio Performance (%)**



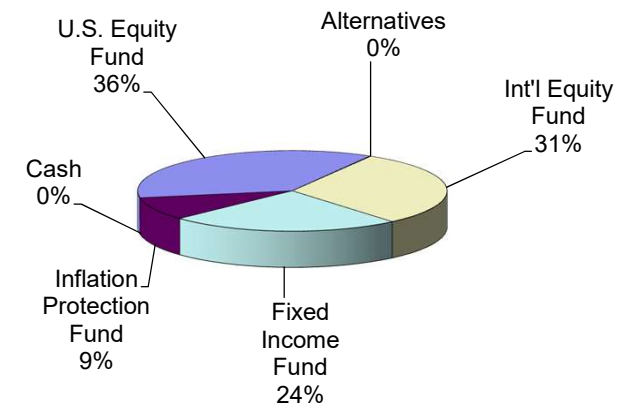
**Broad Asset Allocations**



<b>Investment Returns (%)</b>	<b>QTR</b>	<b>1 Year</b>	<b>3 Years</b>	<b>5 Years</b>	<b>10 Years</b>
Endowment Fund (net of fees)	-4.0%	12.0%	1.4%	3.6%	4.8%
Lipper Median*	-3.1%	10.3%	2.9%	3.7%	5.0%

\* - Median returns from the Lipper mutual fund universe for balanced funds in the asset class category. As of 10/12/23, the universe consisted of 4,006 peers. Source: Wilshire Associates, Lipper, and Wespath

**Detail Asset Allocations**



<b>Allocations By Manager</b>	<b>Investment Style</b>	<b>FMV \$</b>	<b>Actual %</b>
Wespath Multiple Asset Fund	65% Equities / 35% Fixed Income	173,668,784	99.9%
Newlin Energy Partners II	Energy/Nat Resources	86,878	0.1%
Short Term Fund	Cash	-	0.0%
<b>Total</b>		<b>173,755,662</b>	<b>100.0%</b>