DIVERSIFIED FUND

As of September 30, 2026

Portfolio Performance (%)

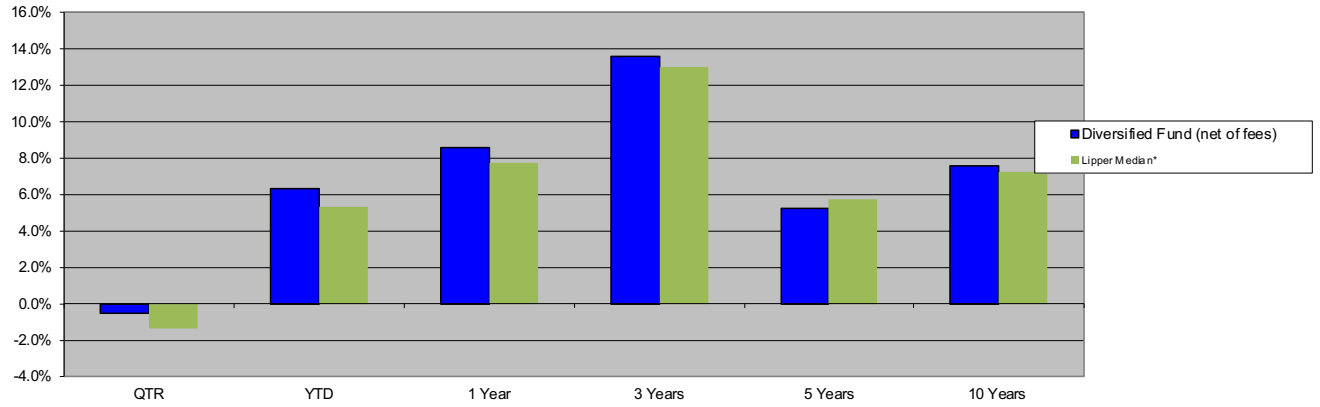

Broad Asset Allocations

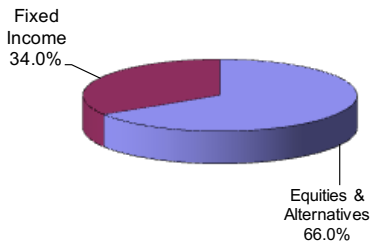

Investment Returns (%)	*QTR*	*YTD*	*1 Year*	*3 Years*	*5 Years*	*10 Years*
Diversified Fund (net of fees)	-0.5%	6.3%	8.6%	13.6%	5.2%	7.6%
Lipper Median*	-1.4%	5.3%	7.7%	13.0%	5.7%	7.2%

**- Median returns from the Lipper mutual fund universe for balanced funds in the asset class category. As of 10/12/26, the universe consisted of 340 peers. Source: Wilshire Associates, Lipper, and Wespath*

Detail Asset Allocations

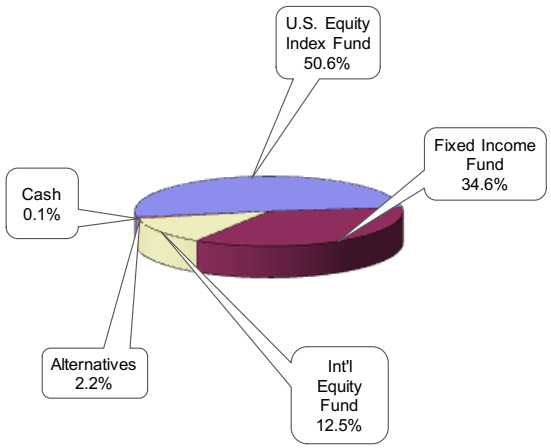

Allocations By Manager	*Investment Style*	*FMV $*	*Actual %*
Wespath US Equity Index Fund	US All Cap Stocks - Russell 3000	26,573,379	51.1%
Wespath International Equity Index Fund	Int'l All Cap Stocks-MSCI World ex-US	6,522,159	12.5%
Wespath Alternatives Fund	Private markets	1,249,252	2.4%
Wespath Fixed Income Fund	Global Fixed Income	17,295,409	33.3%
Wespath Short Term Fund	Cash	2,165	0.0%
Foundation Short Term Fund	Cash	372,712	0.7%
Total		52,015,076	100.0%